

# April 8, 2024 Total Solar Eclipse



Colin Campbell, Planner  
Planning, Training, & Exercise Branch

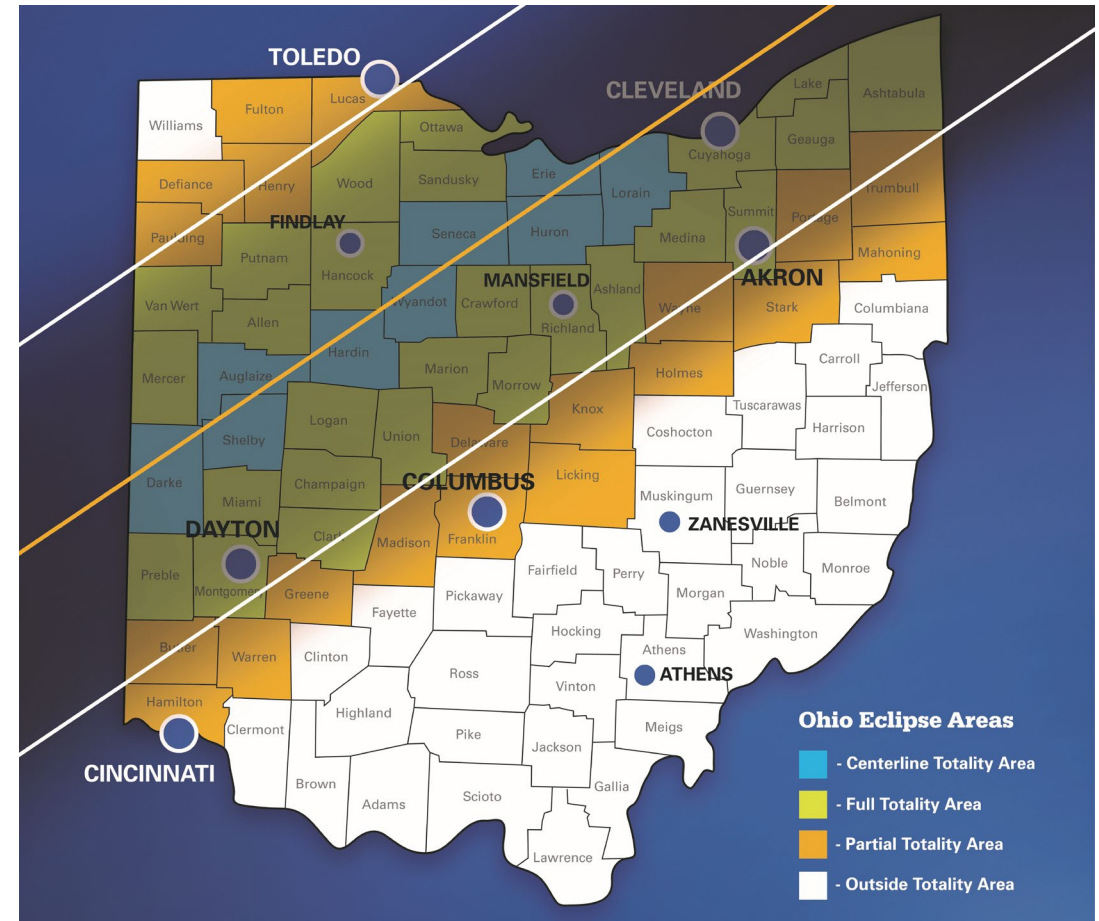
# Total Solar Eclipses: 2017 vs. 2024

	August 21, 2017	April 8, 2024
Population in path	12 million	32 million
Max Duration	2 min 40.2 secs	4 min 28.1 secs
Path width	71 miles	124 miles



# What to Expect

- Population influx
- Extreme demand for local resources
  - Fuel
  - Food
- Stresses to local infrastructure
- Local income generation
  - Merchandise
- Educational opportunities



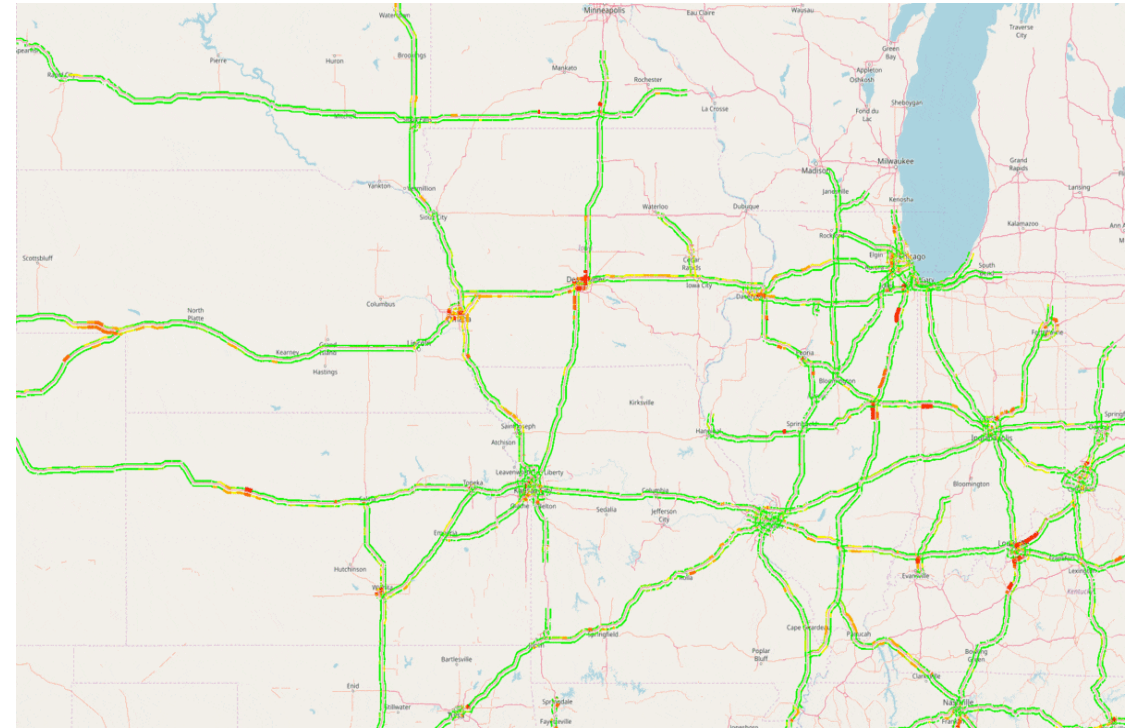


# The Great American Eclipse - 2017



# Community Planning

- Population surge
- Local emergency operational support
  - Crowd management
  - Increased roadway hazards
  - Staffing needs and costs
- Traffic management – egress support
  - Route planning
- Local infrastructure stresses
  - How will impact normal operations?
    - Public/Private
- Health, **safety** and welfare




# Statewide Efforts

- Formed a state-level Eclipse Planning Task Force
- Development of state level plans, and agency specific plans
  - Preparing Emergency Operations Plan for the eclipse
  - Developing exercises for plan review
- Preparing guidance documents and links to information
- State Eclipse website



# Questions

Colin Campbell, Planner  
Cecampbell@dps.ohio.gov



Eclipse.ohio.gov

